



Store

iTools

iCards

QuickTime

Support

Mac OS X

Hot News

Hardware

Software

Made4Mac

Education

Creative

SmallBiz

Developer

Where to Buy

▶ **Science & Technology:** Technology Roundup: Digital Imaging

Science as Art, Art as Science



Profiled Photographer, Patrick Saine


In addition to improving patient care and advancing research, digital imaging can blur the lines between science and art. Patrick Saine is an excellent case in point. By day, he is an ophthalmic photographer, capturing images of patients' retinas for a living. He works at the ophthalmic clinic at the Dartmouth-Hitchcock Medical Center, where he is manager of ophthalmic photography.

His avocation, however, is making digital "quilts" composed of retinal images. He captures the images of the retina using the techniques of fundus photography and fluorescein angiography. After injecting dye into a patient's arm, he photographs the retinal blood vessels using a specialized fundus camera which records where the dye travels. He saves the retinal images as .tif files, burns them to a CD, then loads them onto his Power Macintosh and starts working. Using Adobe Photoshop, he "stitches" them together to make a quilt. Most of Saine's quilts start with 1 MB black-and-white squares, but when several are stitched together and color is added in Adobe Photoshop, finished pieces balloon up to 650 MB. The process takes him up to 40 hours per quilt.

Partnered with Photoshop, the Mac is **the premier tool** for digital imaging.

— **Patrick Saine**
Digital Artist and Manager of Ophthalmic Photography,
Dartmouth-Hitchcock Medical Center





Technology Roundup

[Digital Imaging Roundup](#)
[Logical Images](#)
[Dr. Daniel L. Martinez](#)
 > PJ Saine



About the Artist

[Patrick Saine](#) is manager of ophthalmic photography at Dartmouth-Hitchcock Medical Center and an avant-garde photographer and artist.

Specialty:
Digital ophthalmic quilts.

Apple Technology:
[Power Macintosh G4](#)

Application of Digital Imaging:
Manipulation of retinal images to create unique artwork.



Beautiful and unique, Saine's may be the only photographs in the world that look at the viewer as the viewer looks at the art.

[< previous page](#)

[Home](#) > [SciTech](#) > [Technologies for Discovery](#)

[Scientific Imaging](#) | [Life Sciences](#) | [Physical Science](#) | [Research Tools](#)
[Apple Technologies for Discovery](#) | [Conferences & Events](#) | [Stories in Science](#)

[Site Map](#) | [Search Tips](#) | [Options](#)

Visit the Apple Store [online](#) or at [retail](#) locations.
1-800-MY-APPLE

[Contact Us](#) | [Privacy Policy](#)
Copyright © 2001 Apple Computer, Inc. [All rights reserved.](#)